



US00D691864S

(12) **United States Design Patent**  
**Pacholyk et al.**

(10) **Patent No.:** **US D691,864 S**

(45) **Date of Patent:** **\*\* Oct. 22, 2013**

(54) **SET OF COMPONENTS FOR A TOMATO TOWER WITH ADJUSTABLE SUPPORT TRAYS**

D615,375 S \* 5/2010 Haddock ..... D8/1  
D615,831 S \* 5/2010 Whitney et al. .... D8/1  
7,918,051 B2 4/2011 Early

\* cited by examiner

(71) Applicants: **Thomas W. Pacholyk**, Weedsport, NY (US); **Jill M. Pacholyk**, Weedsport, NY (US)

*Primary Examiner* — Sheryl Lane

(74) *Attorney, Agent, or Firm* — Richard L. Miller

(72) Inventors: **Thomas W. Pacholyk**, Weedsport, NY (US); **Jill M. Pacholyk**, Weedsport, NY (US)

(57) **CLAIM**

The ornamental design for a set of components for a tomato tower with adjustable support trays, as shown and described.

**DESCRIPTION**

(\*\*) Term: **14 Years**

FIG. 1 is an environmental perspective view of a set of components for a tomato tower with adjustable support trays showing our new design with a tomato plant in broken lines which forms no part of the claimed design;

(21) Appl. No.: **29/438,096**

FIG. 2 is a perspective view of a set of components for a tomato tower with adjustable support trays showing our new design;

(22) Filed: **Nov. 26, 2012**

(51) **LOC (9) Cl.** ..... **08-01**

FIG. 3 is a perspective view of a tower component of our tomato tower with adjustable support trays;

(52) **U.S. Cl.**

USPC ..... **D8/1**

FIG. 4 is a front an elevational view thereof the rear elevational view being identical;

(58) **Field of Classification Search**

USPC ..... D8/1; 47/42-47; D25/100; D6/403

See application file for complete search history.

FIG. 5 is a left side an elevational view thereof the right side elevational view being identical;

(56) **References Cited**

U.S. PATENT DOCUMENTS

374,906	A	*	12/1887	Rovane	.....	47/47
1,324,237	A	*	12/1919	Eue	.....	47/47
3,113,400	A	*	12/1963	Emond	.....	47/45
3,559,339	A	*	2/1971	Worley	.....	47/45
3,638,814	A	*	2/1972	Lowery	.....	211/189
4,026,068	A		5/1977	Tepper		
4,677,788	A		7/1987	Mastandrea		
5,067,274	A		11/1991	Lewis		
D362,356	S		9/1995	Nicholas		
5,640,802	A		6/1997	Elliott		
D432,371	S	*	10/2000	Ballard	.....	D8/1
6,385,901	B1		5/2002	Wahlberg		
D466,765	S	*	12/2002	Barbi et al.	.....	D8/1
7,003,913	B1		2/2006	Smith		
D542,611	S		5/2007	Wilson		

FIG. 6 is a top plan view thereof the bottom plan view being identical;

FIG. 7 is a perspective view of a support tray component of our tomato tower with adjustable support trays;

FIG. 8 is a top plan view thereof the bottom plan view being identical;

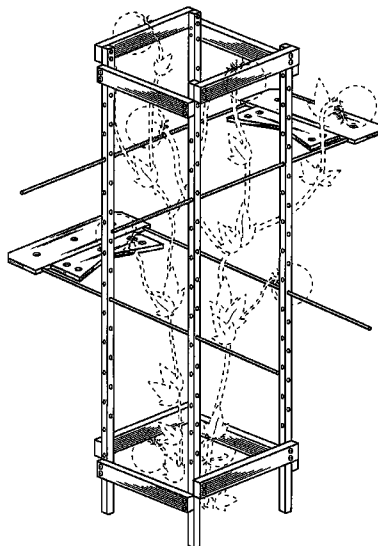
FIG. 9 is a left side an elevational view thereof the right side elevational view being identical;

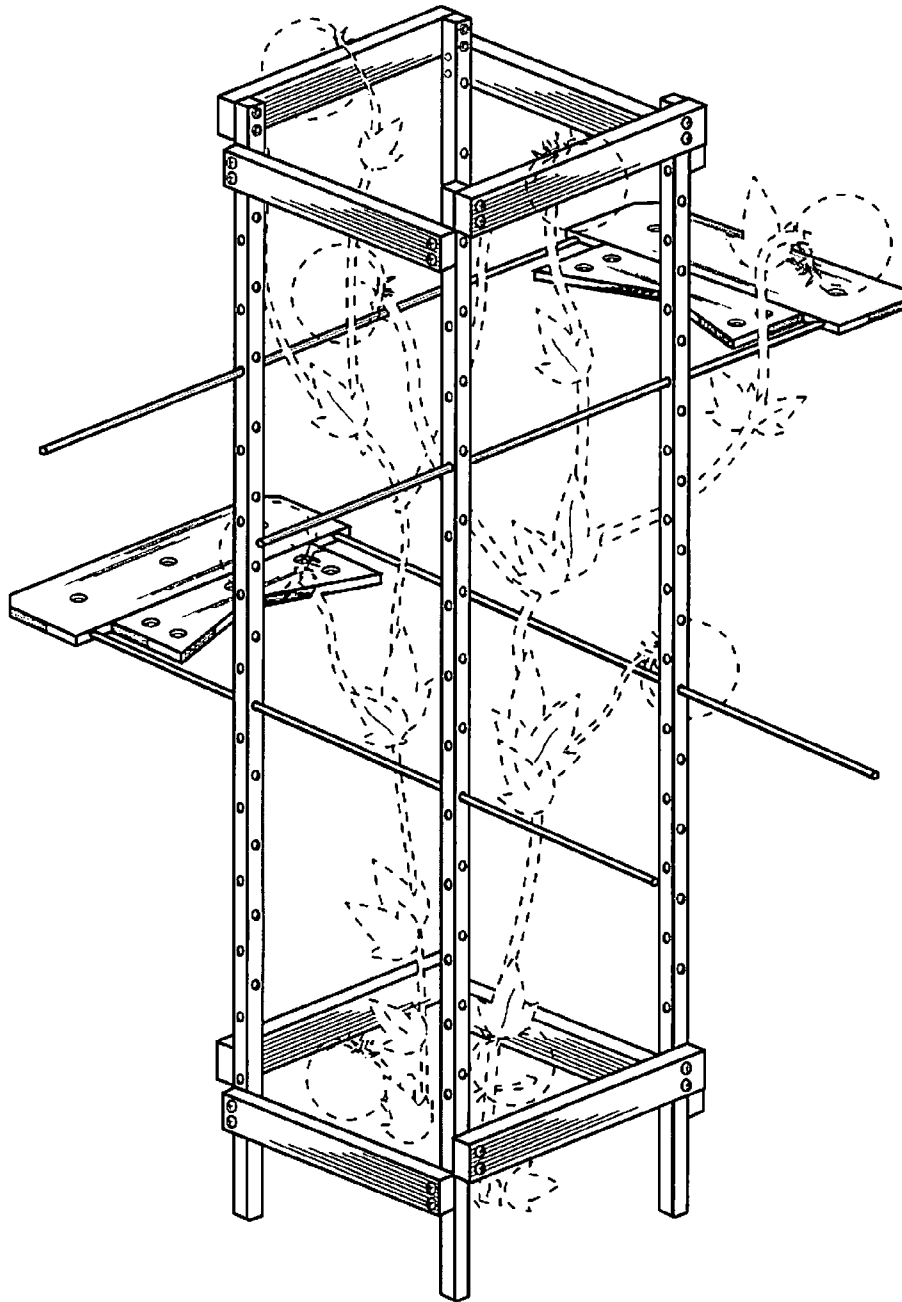
FIG. 10 is a rear elevational view thereof; and,

FIG. 11 is a front elevational view thereof.

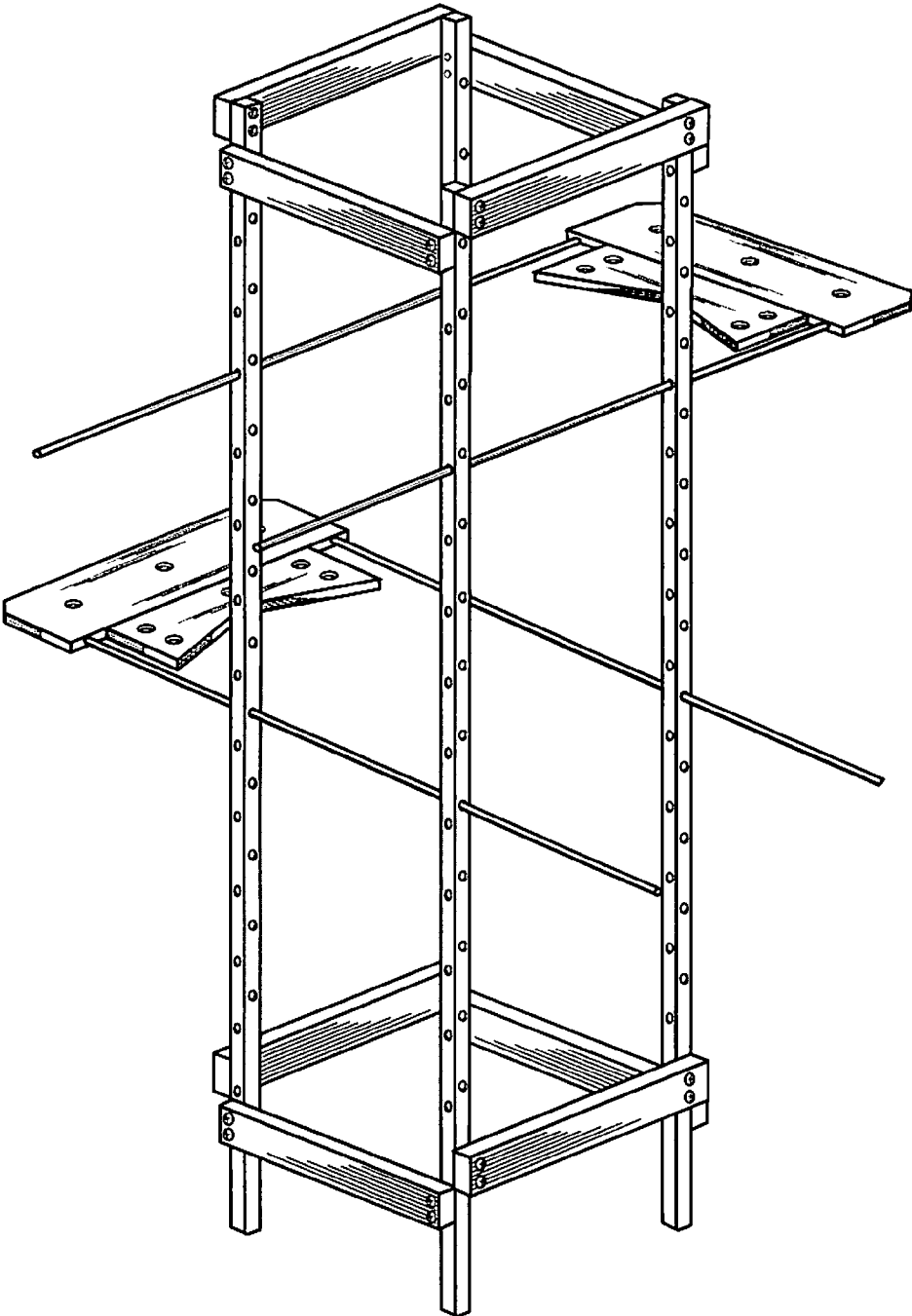
Any portion of any figure shown in broken lines are for environmental purposes only and form no part of the claimed design.

**1 Claim, 10 Drawing Sheets**

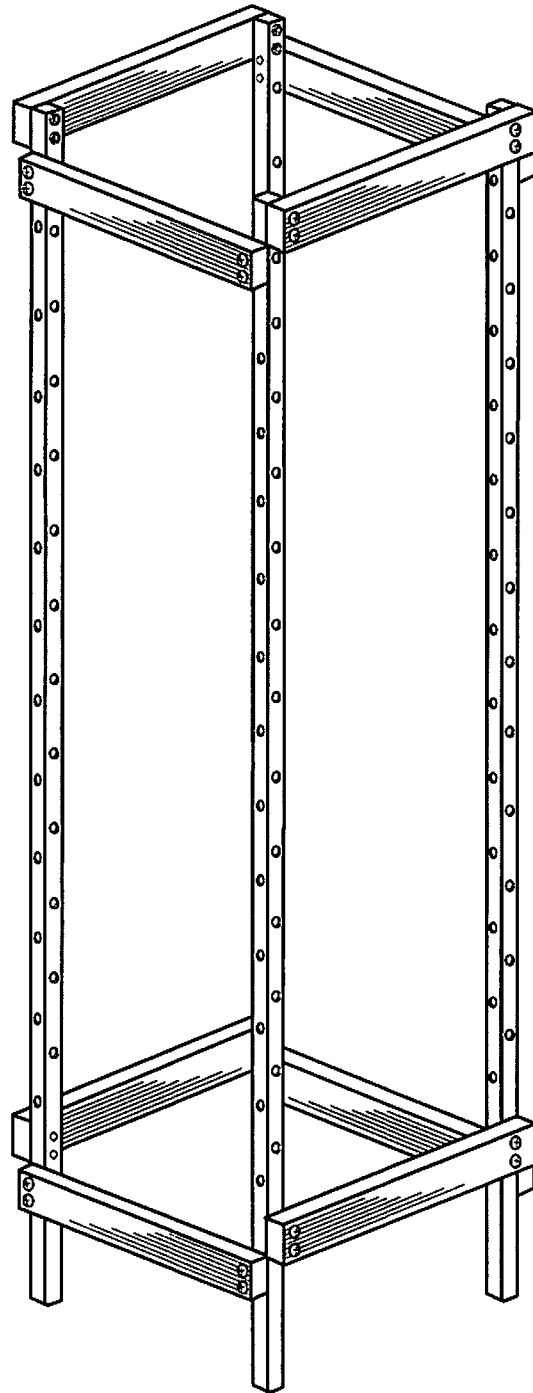




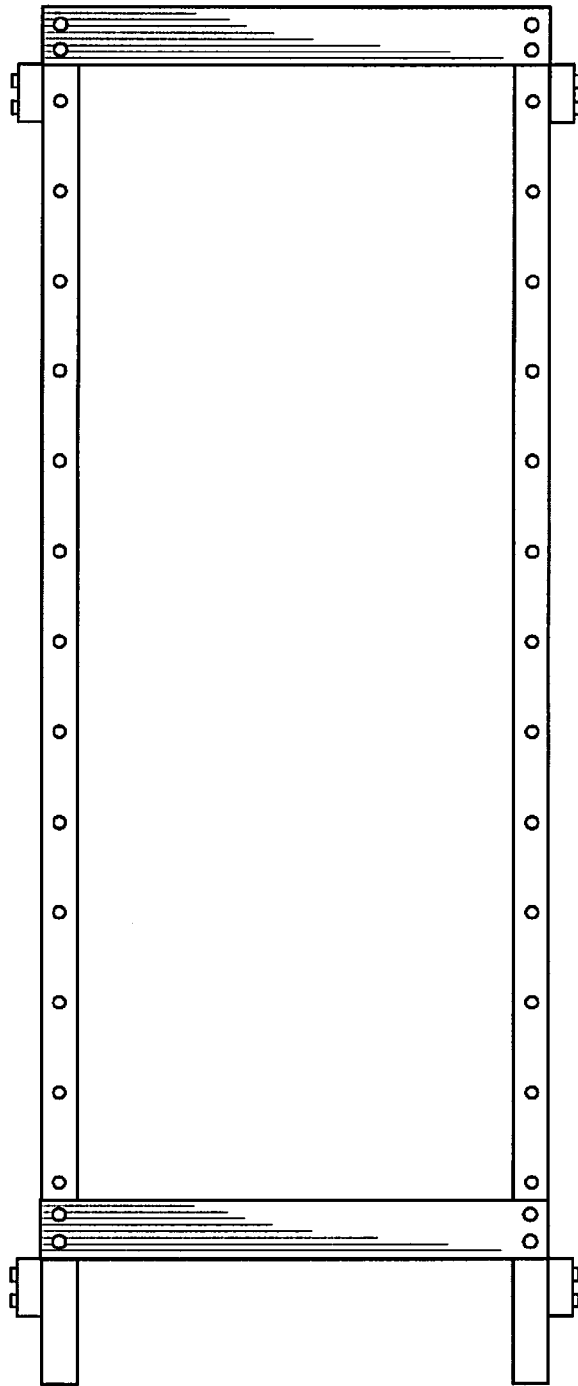
**FIG. 1**



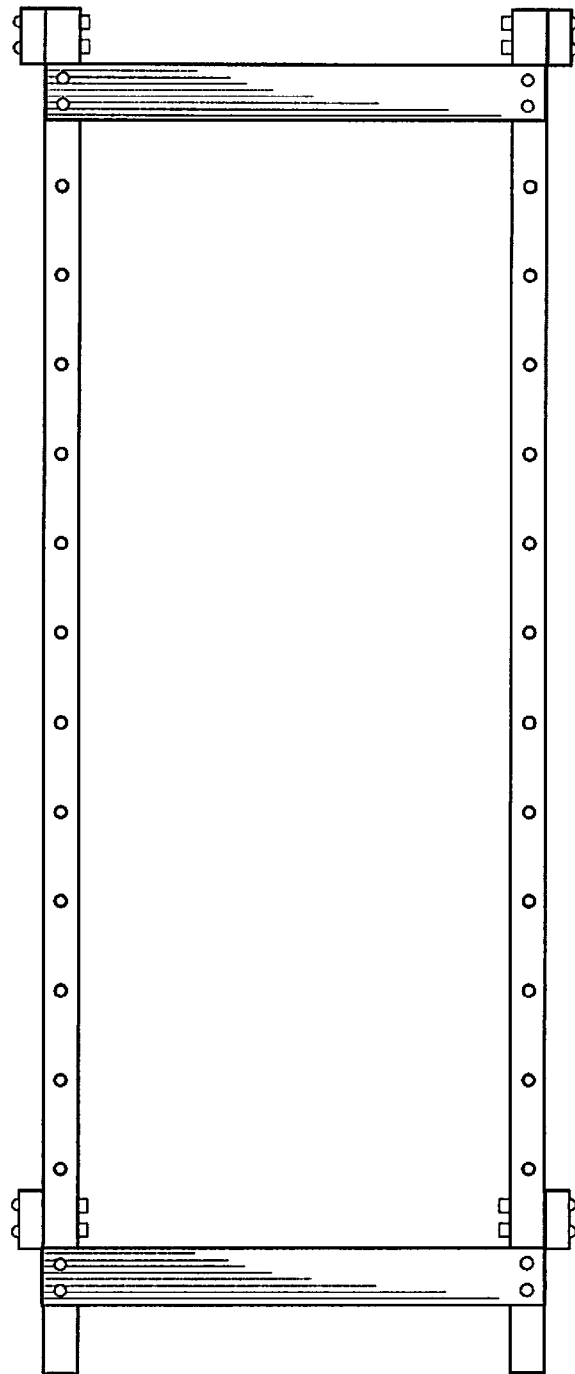
**FIG. 2**




**FIG. 3**



**FIG. 4**



**FIG. 5**



**FIG. 6**

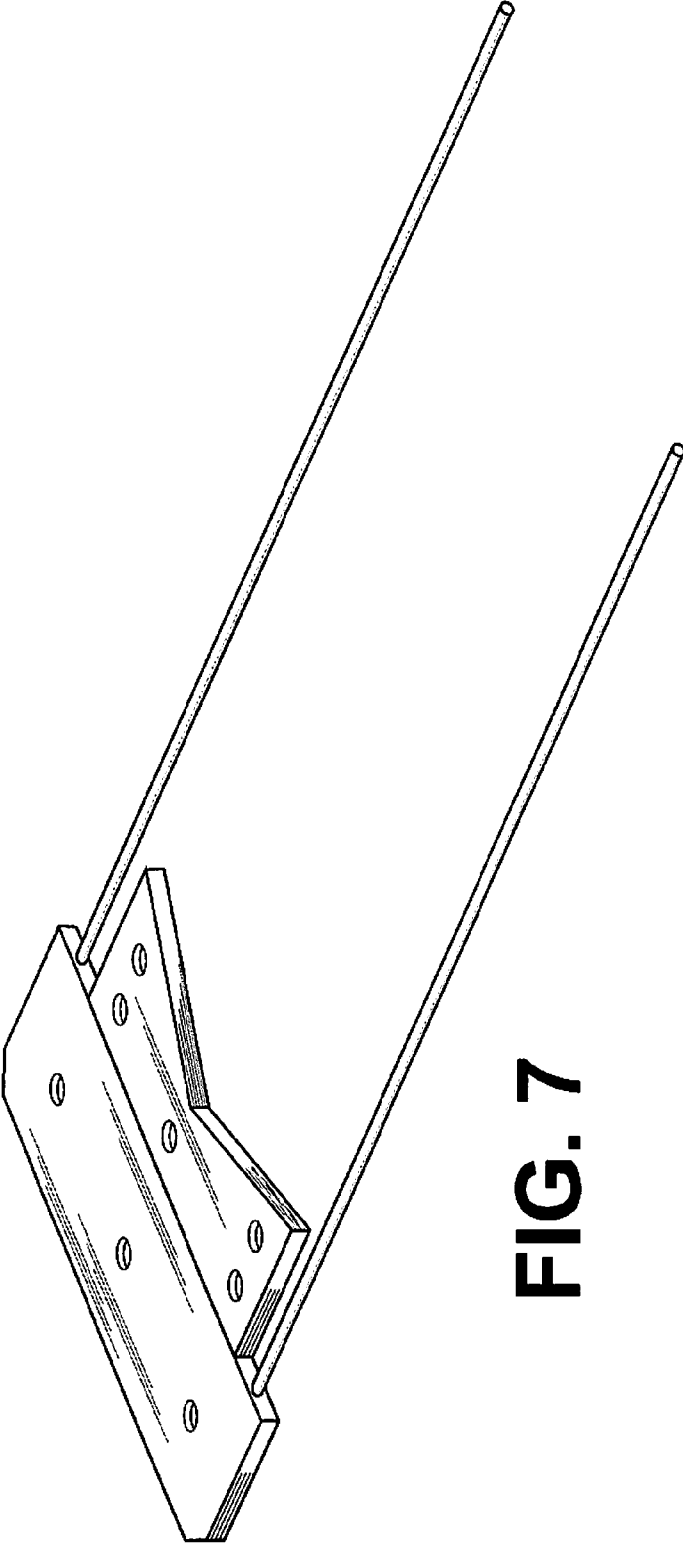



FIG. 7





**FIG. 8**



**FIG. 9**



**FIG. 10**



**FIG. 11**